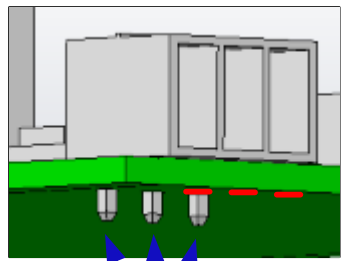
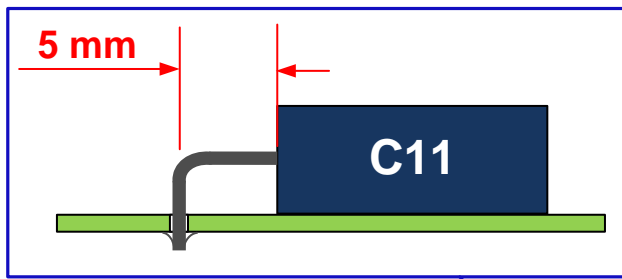


Component Side



B

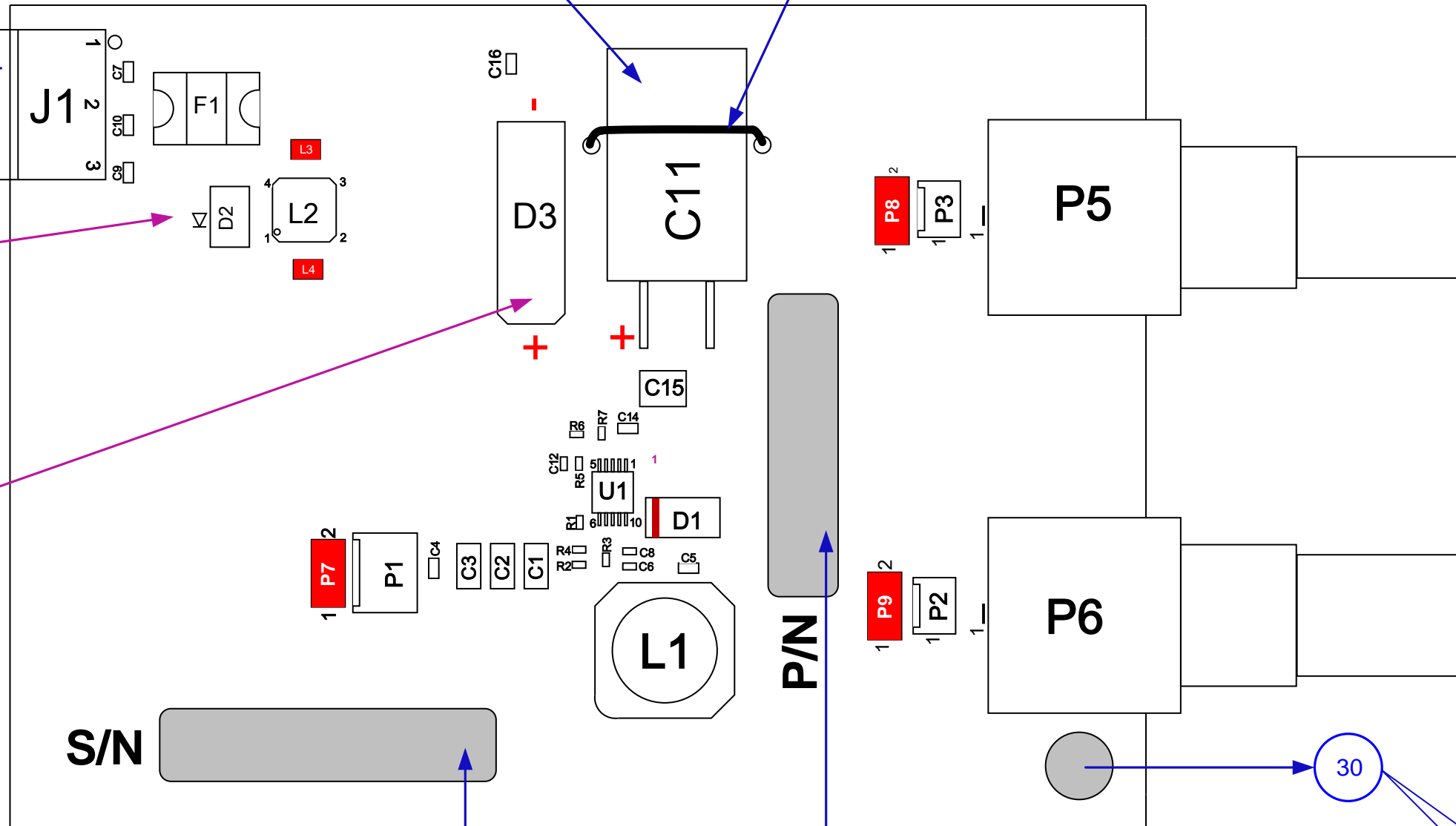

קצץ את הרגליים של J1 לגובה אפס עד 0.5 מ"מ
Cut J1 pins to be no more than 0.5 mm



B

Tie Capacitor C11 with 22AWG wire, PVC isolated
25mm

לפריט זה אין כיוון הרכבה
Item D2 has No Polarity



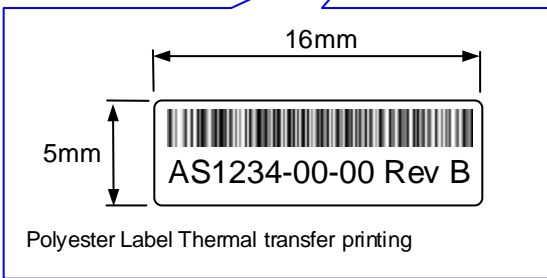
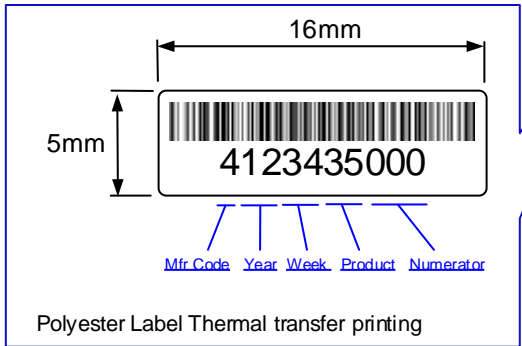
S/N

P/N

6.3mm

F.T

Polyester Label Thermal transfer printing



Do Not Assemble
נא לא להרכיב

Pay Attention to assembly direction of Items marked with pink
שים לב לכיוון הרכבה של הפריטים המסומנים בוורוד - ראה סימון בשרטוט

| Revisions | | | |
|-----------|----------|---------------|---------------------|
| NO | DATE | Description | Drawn: |
| A | 01/01/01 | First | |
| B | 01/01/01 | ECO-1234 | Checked: |
| | | | Drawing Part Number |
| | | | AD1234-00-00 |
| | | | LAST CHANGE: |
| Size: A4 | Scale: | SHEET: 1 OF 2 | |

